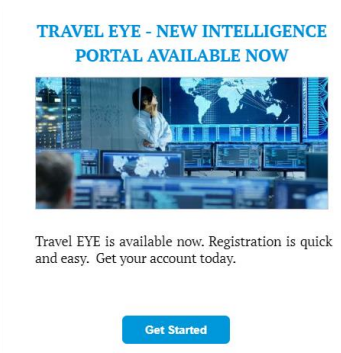
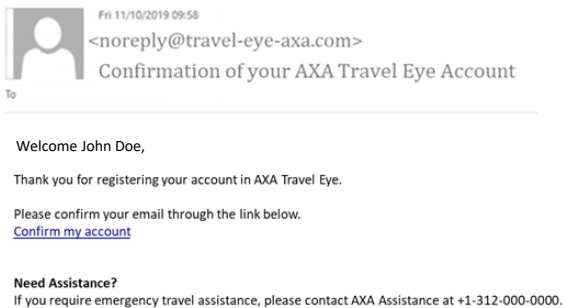


- 1** Registration is required for all first time users. Open your web browser, preferably Google Chrome and go to TravelAssistance.Chubb.com Go to the Travel Intelligence Portal and click on "Get Started".



- 2** You will be asked to create an account by providing your:
- Username
 - Email
 - Password

- 3** A confirmation email will be sent to your email address. Verify your account via the link provided.



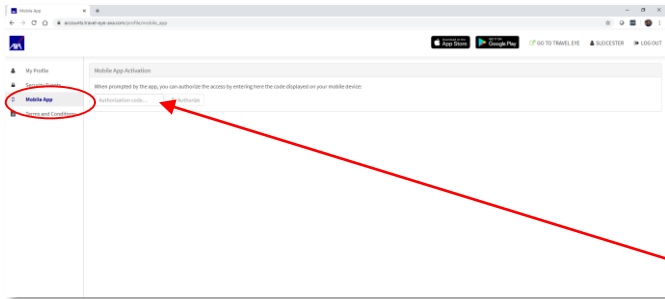
- 4** You will be taken to the portal. You can then log in using the username and password you created.

- 5** You can edit your profile which includes a variety of language options.

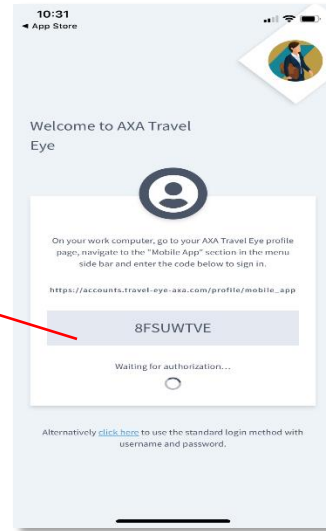
- 6** After you create your account, you can download the **Travel EYE by AXA Partners** mobile app from the Google Play and App Store



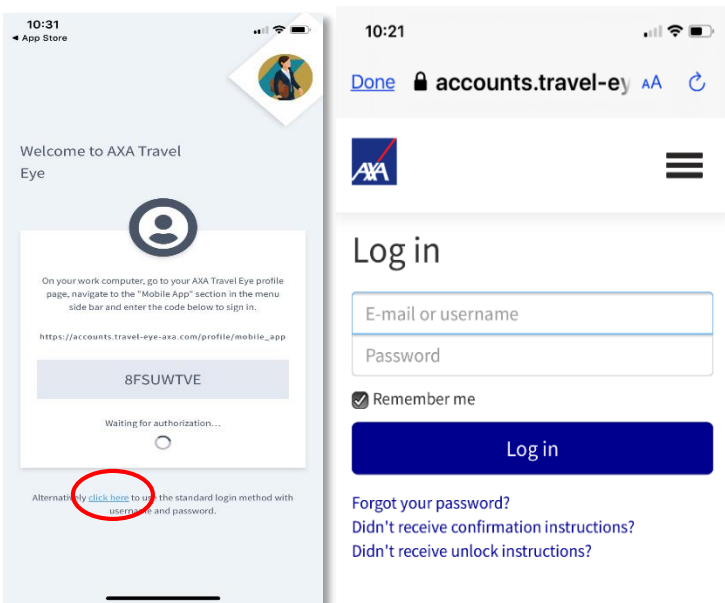
7 Option 1: On your computer, log into your Travel EYE account. Go to your Profile and click on "Mobile App".



8 Option 1 (continued): Enter the code shown on the Travel EYE app. The app will be activated.



9 Option 2 : Click on the link shown in the app to use the standard login method with the username and password you created.



10 A more detailed User Guide can be found in the "Help" section under your profile.

